



Motorized



Retractable



In-ceiling screen for prestige installations.

The Showplace HD range is composed of high-quality projection screens measuring 3 meters in diagonal and above. The Showplace HD screen is designed to offer excellent colorimetry and wide image display. It features a blackout cloth backing and black borders for optimal image quality.

Fast and reliable, the screen boasts an in-ceiling mounting system for a concealed, elegant, and pleasant installation. The Showplace HD projection screen comes with an IR remote control (featuring a very precise length adjustment control). It features trigger inputs and is compatible with the RS232 interface for home automation, allowing you to program the screen so it automatically comes down when the projector is activated. The Showplace HD's motor is extremely reliable and quiet.



Built-in remote control system



Fine adjustment system



In-ceiling



Home automation

SPECIFICATIONS

Screen material

High quality LUMENE screen material
 PVC & fibreglass, thickness: 0.64 mm
 Gain 1.0
 Directivity 160°
 No shine point
 Treatments : anti-yellowing, anti-mold, and anti-gondolement
 Black-out back fabric
 Black borders
 Optimal surface for LCD projectors

Case

Aluminium
 In-ceiling mounting
 Hook for hanging installation from ceiling

Motor

Simple, reliable and quiet tubular motor

Control system

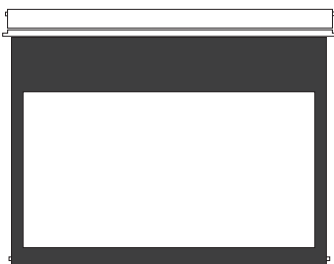
RS232 for home automation
 Built-in IR remote control system with fine adjustment system (batteries provided)
 Optional: 12V Trigger, RF remote control

Warranty

2 years



DETAILS



Front view



Side view



IR remote control

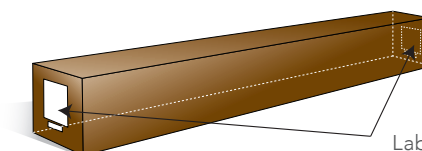


In-ceiling case

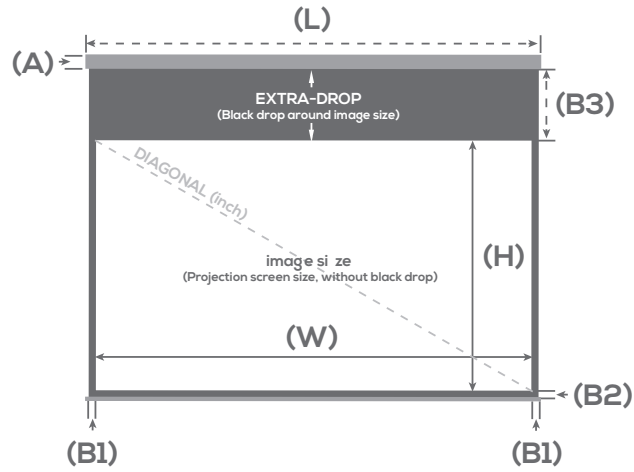
PACKAGING



Store horizontally



Labels



| Ratio | Fabric | REF LUMENE | Image size W x H cm | Diagonal (inch) | Overall dimensions L x A x P cm | Ceiling cutting length W x H x D mm | Black borders & Extra-drop (mm) | | | Packaging dimensions (cm) | Net / gross weight (kg) | GEN code |
|-------|----------------------------------|--------------------|------------------------|--------------------|---------------------------------------|---|---------------------------------|----------------|-------------|---------------------------------|----------------------------------|---------------|
| | | | | | | | Sides (B1) | Bottom (B2) | Top (B3) | | | |
| 4:3 | MATT WHITE, BLACK EDGES | SHOWPLACE HD 200 V | 203 x 152 | 100 | 235 x 14 x 12 | 2332 x 122 x 115 | 50 | 30 | 420 | 242 x 22 x 22 | 12 / 16 | 3700795161852 |
| | | SHOWPLACE HD 240 V | 244 x 183 | 120 | 276 x 14 x 12 | 2738 x 122 x 115 | 50 | 30 | 120 | 281 x 22 x 22 | 13,5 / 17,5 | 3700795161869 |
| | | SHOWPLACE HD 270 V | 266 x 199 | 130 | 298 x 14 x 12 | 2956 x 122 x 115 | 50 | 30 | 80 | 304 x 22 x 22 | 15 / 19 | 3700795161876 |
| | | SHOWPLACE HD 300 V | 305 x 229 | 150 | 336 x 14 x 12 | 3338 x 122 x 115 | 50 | 30 | 80 | 342 x 22 x 22 | 21 / 25 | 3700795161647 |
| 16:9 | | SHOWPLACE HD 200 C | 203 x 115 | 92 | 235 x 14 x 12 | 2332 x 122 x 115 | 50 | 30 | 800 | 242 x 22 x 22 | 12 / 16 | 3700795110188 |
| | | SHOWPLACE HD 240 C | 235 x 132 | 106 | 267 x 14 x 12 | 2646 x 122 x 115 | 50 | 30 | 630 | 273 x 22 x 22 | 13,5 / 17,5 | 3700795110195 |
| | | SHOWPLACE HD 270 C | 266 x 149 | 120 | 298 x 14 x 12 | 2956 x 122 x 115 | 50 | 30 | 450 | 304 x 22 x 22 | 15 / 19 | 3700795110201 |
| | | SHOWPLACE HD 300 C | 305 x 171 | 133 | 336 x 14 x 12 | 3338 x 122 x 115 | 50 | 30 | 300 | 342 x 22 x 22 | 21 / 25 | 3700795110249 |